

## Insolvency Ascertaining Module:

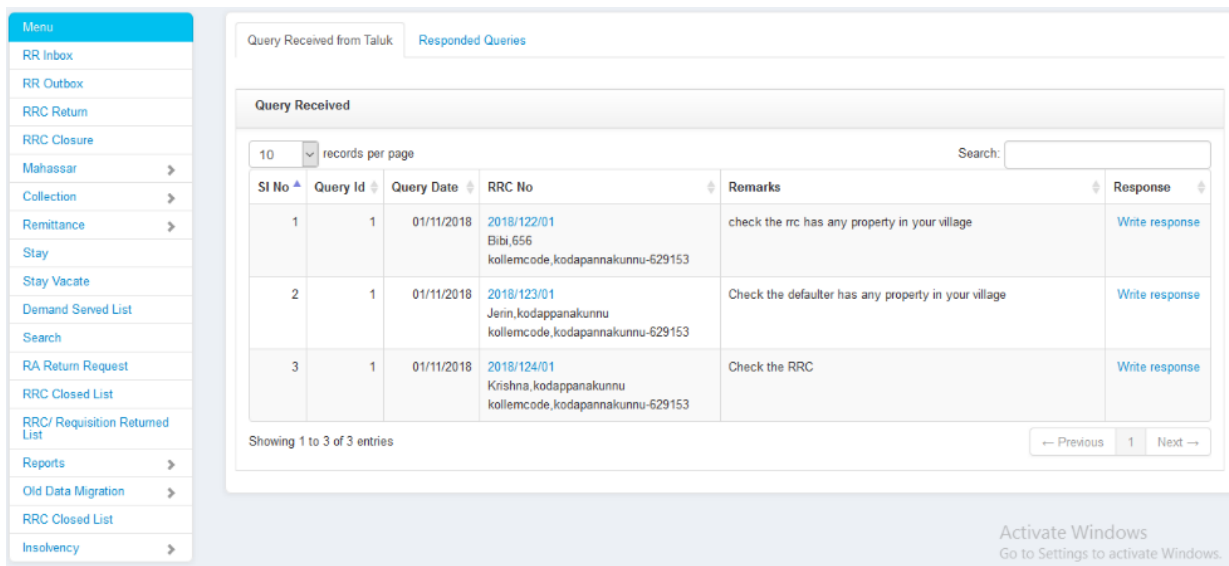
Insolvency Query can be useful for ascertaining insolvency of RR cases. RR cases which are demand notice served and returned from Village or Taluk due to the reason that the defaulter is not having any property for attachment in that Village or Taluk needs to be cross checked with other Villages/ Taluks before approving RRC Return.

Deputy Collector or Deputy Tehsildar can raise query to taluks/ villages under his jurisdiction before Approving RRC Return.

If a positive response(Yes) is received from any of the Village/ Taluk, Deputy Collector/ Deputy Tehsildar can enable Mahasar Entry/ Attachment entry from that village where the defaulter is holding property.

### 1. SVO Login:

Insolvency Query raised by Deputy Tahsildar is listed in the menu *Insolvency -> Insolvency Query*. Response can be updated by clicking 'Write Response' link.



The screenshot displays a web application interface for managing insolvency queries. On the left is a navigation menu with options like 'RR Inbox', 'RR Outbox', 'RRC Return', 'Mahassar', 'Collection', 'Remittance', 'Stay Vacate', 'Demand Served List', 'Search', 'RA Return Request', 'RRC Closed List', 'RRC/ Requisition Returned List', 'Reports', 'Old Data Migration', and 'Insolvency'. The main content area is titled 'Query Received from Taluk' and 'Responded Queries'. It features a table with columns for 'SI No', 'Query Id', 'Query Date', 'RRC No', 'Remarks', and 'Response'. Three entries are listed, each with a 'Write response' link. The interface also includes a search bar, a 'records per page' dropdown, and pagination controls.

SI No	Query Id	Query Date	RRC No	Remarks	Response
1	1	01/11/2018	2018/122/01 Bibi,656 kollemcode,kodapannakunnu-629153	check the rc has any property in your village	<a href="#">Write response</a>
2	1	01/11/2018	2018/123/01 Jerin,kodappanakunnu kollemcode,kodapannakunnu-629153	Check the defaulter has any property in your village	<a href="#">Write response</a>
3	1	01/11/2018	2018/124/01 Krishna,kodappanakunnu kollemcode,kodapannakunnu-629153	Check the RRC	<a href="#">Write response</a>

The RR cases of other villages which are approved by the deputy tahsildar or deputy collector for mahassar entry at this village is listed in **Insolvency -> Mahasar Entry for Insolvency cases**. SVO can do mahassar entry for these cases by clicking 'Mahasar Entry' Button.

Mahassar for insolvency					
Mahassar for insolvency cases					
10 records per page		Search: <input type="text"/>			
SI No	RRC No	Name	Entered date	Mahassar entry	Attachment Forms
1	2018/123/01	Jerin kodappanakunnu,kollemcode,kodappanakunnu-629153	01/11/2018	<a href="#">Mahassar entry</a>	
2	2018/124/01	Krishna kodappanakunnu,kollemcode,kodappanakunnu-629153	01/11/2018	<a href="#">Mahassar entry</a>	
3	2018/1/01	Bibi 656,kollemcode,kallakavilal-629153	27/10/2018	<a href="#">Mahassar entry</a>	
4	2018/26/01	Bibi 656,kollemcode,kallakavilal-629153	27/10/2018	<a href="#">Mahassar entry</a>	<a href="#">AF</a>

Showing 1 to 4 of 4 entries

-- Previous 1 Next --

## 2. Deputy Tahasildar Login:

DT can Put new query, see the response for the raised query, view queries from Collectorate and write response to Collectorate queries using the *Insolvency -> Insolvency Queries* menu.

Deputy tahsildar can put the insolvency query for the following cases.

1. For RRC cases which were returned from village.
2. For cases for which insolvency queries received from collectorate.

Put Insolvency Query [Query Received from Collectorate](#) [Responded Queries](#)

---

Enter RRC No.  RRC format: (RR Year/RR Number/RR filed district code).[Eg : 2015/1050/10]  
[Press Tab to continue]

← Back

Defaulter list				
SI No.	Name	Address	Requisition Authority (Office/Department)	Due Amount
1	Bibi	5,kollemcode,kodappanakunnu-629153	Office of the Commercial Tax Officer, Third Circle/Commercial Taxes Department	Rs.100000/-

Insolvency Query Form





Remarks

Forward to villages

Cancel

On getting response from Village, Deputy tahsildar can approve for mahassar entry at a property village through RRC Return Approval -> Authorize Attachment/Mahassar entry from Property Village (Insolvency Cases) menu.

## RRC Return Approval

RRC return cases						
10	records per page				Search:	
SI No	RRC No & Authority	Received date	Name	Approve/Reject	Authorize Attachment/ Mahassar entry from Property Village (Insolvency Cases)	
1	2018/86/01 Office of the Commercial Tax Officer, Third Circle	01/11/2018	Eee (Principal debtor)		<a href="#">Authorize</a>	
2	2018/90/01 Office of the Commercial Tax Officer, Third Circle	01/11/2018	Bibi (Principal debtor)		<a href="#">Authorize</a>	
3	2018/93/01 Office of the Commercial Tax Officer, Third Circle	16/10/2018	Bibi (Principal debtor)			
4	2018/89/01 Office of the Commercial Tax Officer, Third Circle	15/10/2018	Eee (Principal debtor)			

Showing 1 to 4 of 4 entries

[-- Previous](#) [1](#) [Next --](#)

### 3. Deputy Collector:

Deputy Collector can Put new query and see the response for the raised query using the *Insolvency -> Insolvency Queries* menu.

On getting response from Taluk, Deputy Collector can approve for mahassar entry at a property village through Approve RRC Return -> Authorize Attachment/Mahassar entry from Property Village (Insolvency Cases) menu.

**Note:** Attachment Notices generated for these cases will be made available in 'Demand Served List' of defaulter's residing village (Village where the Demand Notice is served).